


ENHANCE YOUR COUNTERTOPS

Our team of experts are ready to help bring your vision to life! Once you have selected your countertop material, color, and finish there are a variety of design options to bring your unique style into your home as well as make the installation process easy.



Sinks & Accessories

Select from a complete line of sinks and accessories. Faucets, grids and strainers are also available for most sinks.



Tear out & Disposal

Our trained install team will remove and haul away your old countertops on the same day as installation.



Brackets

Add brackets to safely support your new countertop overhangs. Available in different styles.



Plumbing


Our professionals will disconnect and reconnect your plumbing within 24-48 hours of install.



Sink Chip Minimizer

The most common service calls are from chipping around the sink from pots and pans chipping the edge. Chip repairs can cost \$400-\$600, and it's important to protect your

investment. By adding a rounded edge, you provide a layer of impact resistance. Available only on Natural Stone and Quartz.



Digital Layout

A digital layout is recommended when selecting a material with heavy veining or a pattern. This shows images of your actual slabs to show veining to see how your


countertops will look before they are fabricated and installed.



Countertop Protection Plan

Get coverage on accidental damage to your countertops. Purchase 5 or 10 years of protection. Plans cover etches, grout, chips, and more! File

a claim and a professional stone specialist will come out to your home.



Tile Backsplash

Elevate your space by adding a tile or full-height backsplash. Choose from a variety of tile options.